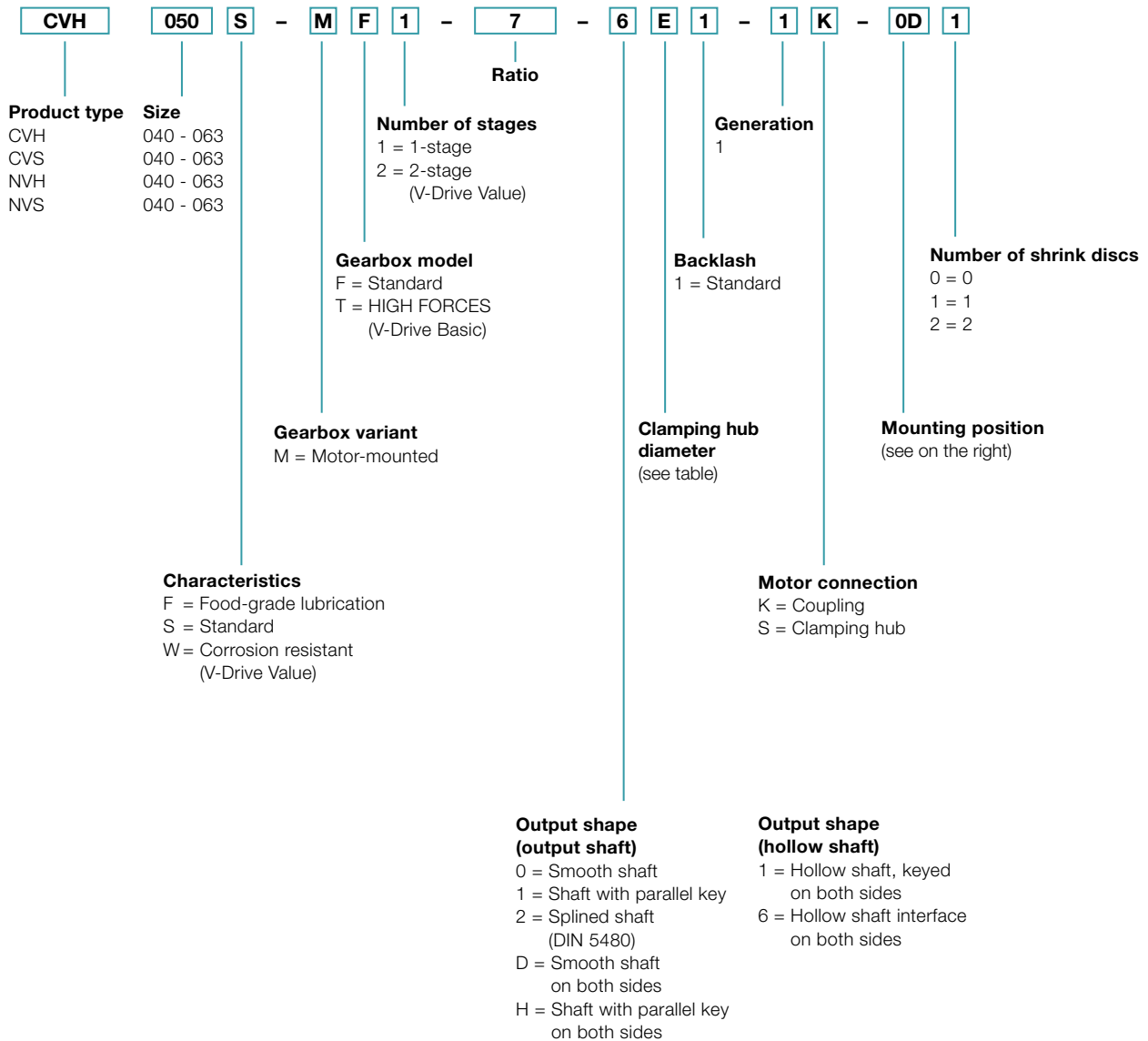



Ordering code – worm gearboxes



Mounting positions and clamping hub diameters

Mounting position (only relevant for oil volume)

Output side A:
View of the motor connection,
output left
Only valid for CVS, NVS.



AC



AF



AD




AG



AE



Output side B:
View of the motor connection,
output right
Only valid for CVS, NVS.



BC



BF



BD



BG



BE



With output shaft or hollow shaft on both sides, A or B in the mounting position is replaced by a 0 (zero).

Clamping hub diameter

(see technical data sheet for possible diameters)

Code letter	mm
C	14
E	19
G	24
H	28

Intermediate sizes possible using bushings
with a minimum wall thickness of 1 mm.